




















# MVHR CHECKLIST

## WHAT'S IN THE BOX














**envirovent**  
experts in ventilation

	QUANTITY	PRODUCT CODE	IMAGE
<b>UNIT AND CONTROLS</b>	1	ESAVA260	
	3	SWH-W-MVHR3	
<b>MASS FLOW DUCTING</b>	1	1RDINSFLEX125	
	2	1RDCON125MM	
	1	1RD125X2M	
	3	1RDINSSS125X2M	
	4	1RDINSSS90BEND125	
	4	1RDINSSSCON125DD	
	2	1RDINSSS45BEND125	
	<b>CEILING DIFFUSERS</b>	4	1DIFEXTRACT125WH
6		1DIFSUPPLY125WH	
<b>EXTERNAL TERMINATION</b>	2	1RDGRILL125TC	
<b>CONDENSATE DUCTING</b>	1	1ACHEPOVALVE32	
	1	1ACCLAMP110	
	1	1ADHEPVO	
	3	1ACREDUCERCOND32	
	4	PIPECOND1.5M	
	6	PIPECOND90BEND	
	3	PIPECONDCONNECTOR	
	10	CLIPPIPECON22MM	



# MVHR CHECKLIST

## WHAT'S IN THE BOX

	QUANTITY	PRODUCT CODE	IMAGE
<b>ANCILLARY EQUIPMENT</b>	1	1ACGALVBAND	
	1	1ACCABTIEPK-EV	
	1	SCW4.2X13-WAFER-HD-TEX-EV	
	1	TAPE-SEALALUMINIUM	
	1	DUCTSEALANT-ACRYLIC	
<b>SEMI-RIGID DUCTING</b>	4	FT-DB-8x90	
	4	FT-25-SEMI90MM	
	10	FT-VALVEADP-90MM	
	5	FT-CON90	
	2	FT-STEPADP	
	2	FT-VSTACKDBOX	
	2	1RDSLINS100X10M	
	1	1RDACOFLEX125	

### STEPS TO FOLLOW:

#### ONE

Ensure that you have all of the equipment before starting the installation. If you are missing something please call us on **01423 810 810**.

#### TWO

Read through the installation guide supplied with the energiSava260 before starting the installation.

**PLEASE NOTE** the MVHR system should be installed by a competent person who is aware of the current regulations and the required airflows for your property.

#### THREE

Once installed ensure that the MVHR system is been commissioned and you are supplied with a commissioning certificate.



**SCAN THE CODE TO CONTACT YOUR LOCAL ASM**

